

2018 November Thursday 29th


07:45 am **Welcome & Registration**

08:30 - 10:30 am

Room: BIOT **Otology & Lateral Skull Base**

INTRODUCTION, HISTORY & EVOLUTION

Chairmen: *Marchioni D, Ayache S*

- 08:30 **Key-note lecture: « Back to the future »**
Thomassin JM (25 min)
- 09:00 **Otoendoscopic ear surgery: fashion or a new era in otology?**
Portmann D (15 min)
- 09:20 **Principles of endoscopic ear surgery**
Ayache S (10 min)
- 09:30 **Current indications in middle ear surgery and the value of 3D** 
Bernardeschi D (20 min)
- 09:55 **From middle ear to inner ear surgery**
Presutti L (15 min)
- 10:15 **Is endoscopic surgery the unmissable key for middle ear tympanic pockets and cholesteatoma? A critical point of view after a 25 years practice**
Strunski V (15 min)

ROOM: OPIO **Rhinology & Anterior Skull Base**

OLFACTION AND NAVIGATION

Chairman: *Caversaccio M*

- 08:30 **Universal test for investigation of olfaction**
Hsieh JW (15 min)
- 08:50 **Olfaction before and after FESS**
Hsieh JW (15 min)
- 09:10 **Navigation with virtual reality in endoscopic sinus and skull base surgery**
Briner HR (15 min)
- 09:30 **Endoscopic stentless approach for choanal atresia**
Tatar Emel C (15 min)
- 09:50 **Endoscopic repair with endonasal flaps for congenital choanal atresia. A systematic review**
Levorato M (15 min)
- 10:10 **Endoscopic posterior nasal neurectomy (Indications, Technic, Advantages, Complications)**
Assadian F (15 min)

ROOM: VALLAURIS **Upper Aerodigestive Tract, Neck & Robotics**

CURRENT INDICATIONS OF TORS FOR HEAD & NECK CANCER

Chairman: *Céruse P*

- 08:30 **What are the good indications for TORS in the treatment of oropharyngeal cancer?**
Gorphe P (15 min)
- 08:50 **Transoral robotic / endoscopic surgery versus open surgery for laryngeal cancer**
Guelfucci B (15 min)
- 09:10 **TORS for hypopharyngeal carcinoma**
Vergez S (15 min)
- 09:30 **Prevention and management of post-TORS hemorrhagic complications**
Malard O (15 min)
- 09:50 **TORS for parapharyngeal and skull base tumors**
Dolivet G (15 min)
- 10:10 **INTERACTIVE SURGERY - INSTRUCTIONAL COURSE**
Technical Surgical Videos

LATERAL SKULL BASE

Chairmen & Jury: Iyer A, Vlaminc S

- 08:30 - 09:15 SESSION 1**
- 08:30 - 08:37 Understanding the anatomy of the middle ear**
Reyes J
- 08:38 - 08:45 Endoscopic considerations about the hidden recesses in the tympanic cavity with the aim of angled lenses**
Bonali M
- 08:46 - 08:53 Endoscope vs. Microscope for teaching middle ear anatomy and basic surgical skills: A randomized cross-over study**
Anschütz L
- 08:54 - 09:01 Rating surgical field quality in endoscopic ear surgery**
Molinari G
- 09:02 - 09:09 Endoscopic Classification of the External Auditory Canal (CES)**
Millet F
- 09:10 - 09:15 Discussion (5 min)**
- 09:16 - 09:53 SESSION 2**
- 09:16 - 09:23 Middle ear surgery, why and how we switched from microscope to endoscope**
Euben J
- 09:24 - 09:31 Challenging cases in cholesteatoma ear surgery**
Rubini A
- 09:32 - 09:39 Reconstruction of the scutum**
Molinari G
- 09:40 - 09:47 Endoscopic surgery in bilateral cholesteatoma in pediatric population**
Le Pera B
- 09:48 - 09:53 Discussion (5 min)**
- 09:54 - 10:30 SESSION 3**
- 09:54 - 10:01 Congenital cholesteatoma: a thirteen-year single-institution experience**
Federici G
- 10:02 - 10:09 Endoscopic versus microscopic treatment of cholesteatoma surgery**
Di Maro F
- 10:10 - 10:17 Ear endoscopy & cholesteatoma. The evolution through 3 surgical approaches**
Darbas B
- 10:18 - 10:25 What are the advantages and limitations of the endoscopic surgery of cholesteatoma?**
Ramilison E
- 10:25 - 10:30 Discussion (5 min)**

10:30 - 11:00 am Coffee-break around our partners

08:30 - 01:15 pm

Room : COGOLIN Technical Workshop

Room : EXHIBITION Stands

11:00 - 01:15 pm

Room: BIOT Otology & Lateral Skull Base

ANATOMY & STARTING IN EES

Chairmen: Presutti L, Kakehata S

- 11:00 Endoscopic Anatomy of the middle ear**
Marchioni D (15 min)
- 11:20 Endoscopic anatomy of the inner ear**
Presutti L (15 min)
- 11:40 Endoscopic anatomy of the ponto-cerebellar angle**
Kleiber JC (10 min)
- 11:55 How to start with EES?**
Bernardeschi D (9 min)
- 12:05 How narrow is too narrow for TEES?**
Kakehata S (10 min)
- 12:20 Bleeding evaluation in Endoscopic Ear Surgery. Systematic review**
Molinari G (9 min)

- 12:30** **Management of bleeding in Endoscopic Ear Surgery**
Anschütz L (9 min)
- 12:40** **Problems and solutions during Endoscopic Ear Surgery**
Alicandri-Ciufelli M (9 min)
- 12:50** **Key-note lecture: History of the endoscopy in otoneurosurgery**
Chays A (20 min)

ROOM: OPIO Rhinology & Anterior Skull Base

MAXILLARY SINUS

Chairman: Rumeau C

- 11:00** **Endoscopic approaches to the maxillary sinus**
Briner HR (15 min)
- 11:20** **Odontogenic sinusitis: management**
Rumeau C (15 min)
- 11:40** **Endoscopic modified medial maxillectomy for the maxillary dentigerous cyst**
Ikoma R (15 min)
- 12:00** **Fungal rhino sinusitis: endoscopic approach as surgical treatment**
Salazar A (15 min)
- 12:20** **Gauze technique in the endonasal treatment of the fungus ball of the maxillary sinus:
A simple effective technique**
Perottino F (15 min)
- 12:40** **Extended nasoastral window for resection of various maxillary sinus pathologies**
Nour Y (10 min)
- 12:55** **Our experience with the management of inverted papilloma from the maxillary sinus**
Nour Y (15 min)

ROOM: VALLAURIS Upper Aerodigestive Tract, Neck & Robotics

ENDOSCOPIC LARYNGEAL SURGERY

Chairman: Giovanni A

- 11:00** **Pediatric endolaryngeal airway surgery
Pediatric DISE (Drug Induced Sleep Endoscopy)**
DeRowe A (20 min)
- 11:25** **Endoscopic Laryngeal Surgery (ELS) versus Micro Laryngeal Surgery (MLS)
Post corrosive laryngopharyngeal stenosis Endoscopic transoral reconstruction**
Mohan Reddy M (20 min)
- 11:50** **Laser-assisted endoscopic approaches for laryngotracheal stenosis**
Korkmaz HM (15 min)
- 12:10** **Management of postoperative unilateral vocal fold paralysis**
Mattei A (20 min)
- 12:35** **Glottoplasty for male-to-female transsexualism**
Vedrine PO (20 min)
- 01:00** **Discussion (15 min)**

Room: TOURRETTE Junior Doctors Challenge

LATERAL SKULL BASE

Chairmen & Jury: Iyer A, Vlamincck S

- 11:00 - 11:44 SESSION 4**
- 11:00 - 11:07 Post-operative nasal douching after Endoscopic Sinus Surgery. The role of hyaluronic acid**
Cardella A
- 11:08 - 11:15 Dilemma of sinonasal vascular lesions: when the internal carotid artery is the problem**
De Rossi S
- 11:16 - 11:23 QoL evaluation in patients treated with transnasal endoscopic surgery of the anterior skull base**
Sacchetto A
- 11:24 - 11:31 Sinus irrigation before and after treatment using different devices. A cadaveric study**
Collura F
- 11:32 - 11:39 Endoscopic endonasal ontoideotomy**
Di Perna G
- 11:39 - 11:44 Discussion (5 min)**

- 11:45 - 12:30 SESSION 5**
- 11:45 - 11:52 Endoscopic stapes surgery**
Bianconi L
- 11:53 - 12:00 Endoscopic revision stapes surgery: surgical findings and outcomes**
Botti C
- 12:01 - 12:08 Endoscopic Myringoplasty with anterior anchoring technique**
Albera A
- 12:09 - 12:16 Transcanal endoscopic myringoplasty to treat subtotal perforations using a two-graft technique**
Goto T
- 12:17 - 12:24 Endoscopic facial nerve decompression**
Soloperto D
- 12:25 - 12:30 Discussion (5 min)**
- 12:31 - 01:15 SESSION 6**
- 12:31 - 12:38 Endoscopic round window anatomy and infracochlear approach**
Gazzini L
- 12:39 - 12:46 Endoscopic treatment of intralabyrinthine schwannomas**
Fulco G
- 12:47 - 12:54 Transcanal transpromontorial approach to the IAC: training on ovine model**
Fermi M
- 12:55 - 01:02 Transcanal acoustic neuroma surgery: preliminary results**
Fabbris C
- 01:03 - 01:10 Transtympanic eustachian tube dilatation - Reality vs Assumptions**
Kapadiya M
- 01:10 - 01:15 Final Discussion & Questions (12 min)**

01:15 - 02:30 pm Lunch

02:30 - 04:30 pm

Room: BIOT Otology & Lateral Skull Base

CHOLESTEATOMA SESSION

Chairmen: Marchioni D, Ozdek A

02:30 PANEL: TEMPORAL BONE IMAGING & CHOLESTEATOMA

- 02:30 Utility of preoperative Temporal Bone Imaging for planning cholesteatoma surgery**
Ayache D (9 min)
- 02:40 The efficacy of DWI combined with CT in the preoperative evaluation of cholesteatoma and the applicability of transcanal endoscopic ear surgery**
Sun WH (9 min)
- 02:50 Facial sinus: endoscopic evaluation, radiologic assessment and classification**
Fermi M (9 min)
- 03:00 Discussion (5min)**

03:10 PANEL: ENDOSCOPIC EAR SURGERY & MASTOID APPROACH

- 03:10 Endoscopic Ear Surgery - Tailored to type of cholesteatoma**
Mohan Reddy M (9 min)
- 03:20 When to convert to from endoscopic to open technique?**
Isaacson B (9 min)
- 03:30 Combined endoscopic and microscopic approach to extensive cholesteatoma**
Yorgancılar E (9 min)
- 03:40 Endoscopic mastoidectomy for cholesteatoma extending into the mastoid**
Wu-Qing W (9 min)
- 03:50 Total endoscopic mastoidectomy (Indications, Technic, Advantages, Complications)**
Assadian F (9 min)
- 04:00 Endoscopic versus microscopic tympanoplasty with obliteration**
Schmerber S (9 min)
- 04:10 Discussion (20min)**

FRONTAL SINUS

Chairman: Briner HR

- 02:30 Endoscopic approaches to the frontal sinus - from Draf 1 to Draf 3**
Eloy P (20 min)
- 02:55 Frontal sinus drill out procedure (Draf 3) - tips and tricks**
Briner HR (20 min)
- 03:20 Unusual case of «frontal sinusitis»**
Eloy P (10 min)
- 03:35 Endoscopic repair of septal perforation**
Nour Y (10 min)
- 03:50 Endoscopic septoplasty**
Dursun E (15 min)
- 04:10 Long term results in inferior laser turbinate surgery**
Bastianelli G (15 min)


02:30 - 04:30 pm LATERAL SKULL BASE

Chairmen: Presutti L, Chays A

- 02:30 Key-note lecture: Advanced endoscopic procedure in CPA surgery**
Presutti L (15 min)
- 02:50 PANEL: THE VALUE OF THE ENDOSCOPE IN CPA BY RETROSIGMOID APPROACH**
- 02:50 Surgery of the ponto-cerebellar angle through retrosigmoid approach. Benefits / Risks**
Bazin A (10 min)
- 03:05 Is endoscopy useful for neuro-vascular decompression in hemifacial spasm?**
Dubernard X (10 min)
- 03:20 Is endoscopy useful for trigeminal neuro-vascular decompression?**
Kleiber JC (10 min)
- 03:35 Endoscopy in the surgery of the cerebello-pontine angle**
Devèze A (10 min)
- 03:50 FREE PRESENTATIONS**
- 03:50 Quantitative Analysis of Surgical Freedom and Area of Exposure in Minimal-Invasive Transcanal Approaches to the Lateral Skull Base**
Anschütz L (10 min)
- 04:05 The use of endoscope in acoustic neuroma surgery. A retrospective analysis**
Rubini A (9 min)
- 04:15 Is endoscopy useful for acoustic schwannoma resection?**
Dubernard X (10 min)

ENDOSCOPY & ROBOT-ASSISTED THYROID / PARATHYROID SURGERY & NECK DISSECTION

Chairman: Santini J

- 02:30 Endoscopy and robot-assisted thyroid surgery**
Garrel R (35 min)
- 03:10 Endoscopy-assisted thyroid surgery** 
Korkmaz HM (20 min)
- 03:35 Endoscopy and robot-assisted neck dissection**
Céruse P (20 min)
- 04:00 Round Table - Endoscopy / Robot-assisted versus open approaches for thyroid cancer (23 min)**

04:30 - 05:00 pm Coffee-break around our partners

02:30 - 07:00 pm

Room : COGOLIN Technical Workshop

Room : EXHIBITION Stands

05:00 - 07:00 pm

Room: BIOT **Otology & Lateral Skull Base**

05:00 - 06:00 pm FACIAL NERVE SESSION

Chairmen: Kutz W, Soloperto D

05:00 Endoscopic anatomy and management of facial nerve pathologies

Bonali M (10 min)

05:15 Endoscopic ear surgery and facial nerve

Presutti L (20 min)



**05:40 INTERACTIVE SURGERY - INSTRUCTIONAL COURSE:
Decompression of the facial nerve after post-traumatic facial palsy**

Presutti L (20 min)

06:00 - 07:00 pm INTERACTIVE SURGERY - INSTRUCTIONAL COURSE

Chairmen: Bernardeschi D, Villari D

06:00 Attical cholesteatoma

Marchioni D (15 min)

06:20 Extensive cholesteatoma with reconstruction of the ear canal and ossiculoplasty

Presutti L (15 min)

06:40 Endoscopic ossiculoplasty

Kutz W (15 min)

ROOM: OPIO **Rhinology & Anterior Skull Base**

SINUS SURGERY COMPLICATONS

Chairman: Castillo L

05:00 How to prevent and treat complications of FESS?

Castillo L (15 min)

05:20 Endoscopic approach to CSF leaks

Briner HR (15 min)

05:40 Management of orbital mucocele

Castillo L (15 min)

06:00 Control of bleeding in endoscopic sinus surgery

Briner HR (15 min)

06:20 Treatment of middle turbinate in endoscopic surgery

Bastianelli G (15 min)

06:40 Endoscopic sinus and skull base surgery. The bimanual technique (four hands technique)

Briner HR (15 min)

Room: VALLAURIS **Otology & Lateral Skull Base**

05:00 - 07:00 pm COCHLEAR IMPLANTATION

Chairmen: Caversaccio M, Guevara N

05:00 PANEL: ENDOSCOPIC SURGICAL APPROACH

05:00 Endoscopic cochlear implant. When and why?

Villari D (10 min)

05:15 The role of endoscope in cochlear implant surgery

Chen CK (10 min)

05:30 Endoscope assisted cochlear implantation

Surmelioglu O (10 min)

05:45 The role of endoscopy in cochlear and auditory brainstem implants


Soloperto D (10 min)

06:00 Round table & Discussion (20 min)

06:20 PANEL: INNOVATIONS IN COCHLEAR IMPLANTATION

- 06:20** **Fluoroscopy assisted cochlear implantation: how and when?**
Mom T (9 min)
- 06:30** **Robotic cochlear implantation: a reality**
Caversaccio M (9 min)
- 06:40** **Automatic assesment of postoperative electrode-array placement from low-resolution clinical images and 3D cochlear modeling**
Guevara N (9 min)
- 06:50** **Discussion (10 min)**
- 07:00** **Session Closure**

08:30 **Congress Dinner Hard Rock Café Nice**
*5, Promenade des Anglais
06000 Nice*



ENT 2
ENDOSCOPY 0
November 29-30 1
NICE, France 8